



# Ontario City Council



## People without Housing

Chief Michael S. Iwai

Ontario Police Department

September 13, 2022



# The Unhoused

According to 2021 US Department of Housing and Urban Development (HUD) statistics, Oregon has 3,615 people in emergency shelters and 1,563 in transitional housing. Oregon has an estimated 14,655 experiencing homelessness on any given day.

- Households – 825
- Veterans – 1,329
- **Persons Experiencing Chronic Homelessness – 4,339**



# The Unhoused

How does Oregon (14,655) compare to other states in the West?

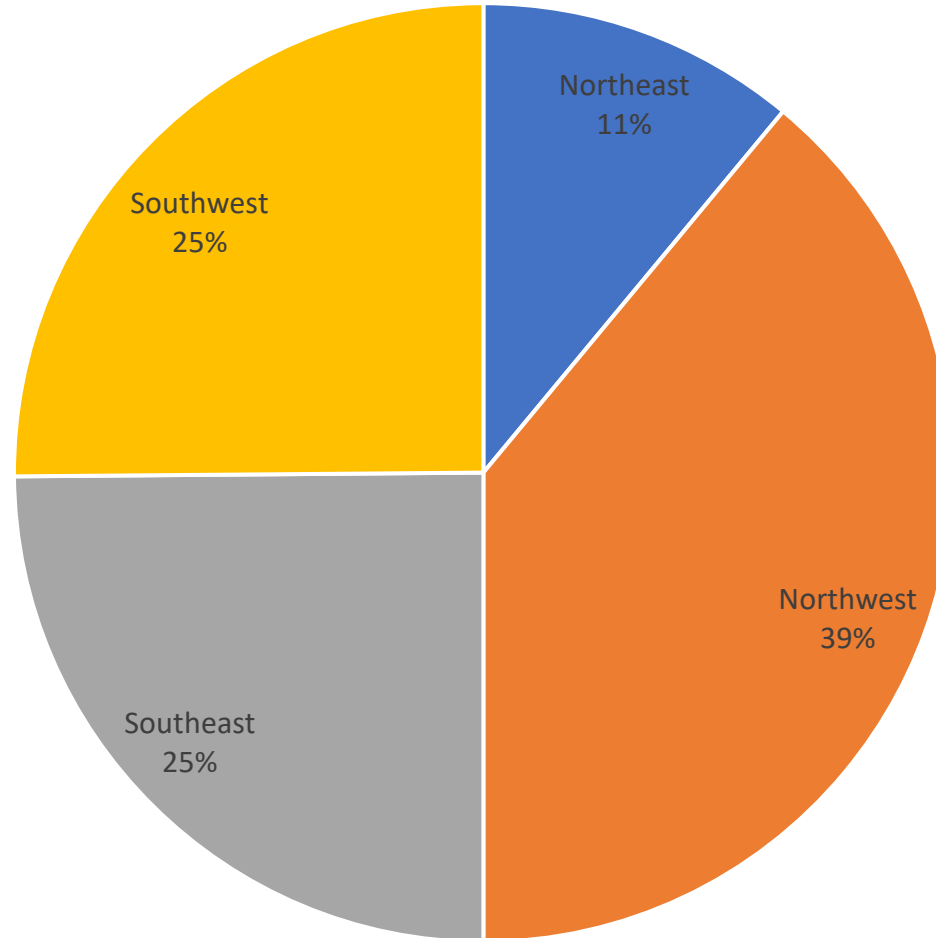
- California – 161,548
- Washington – 22,923
- Nevada – 6,900
- Idaho – 2,315\*\*
- Montana – 1,545

- Utah – 3,131\*
- Arizona – 10,979
- Wyoming – 612\*\*
- Colorado – 9,846
- New Mexico – 3,333



# OPD Ordinance Cases 7/1/2013 – 6/30/2014

Northeast	86
Northwest	304
Southeast	194
Southwest	196
<b>Total</b>	<b>780</b>



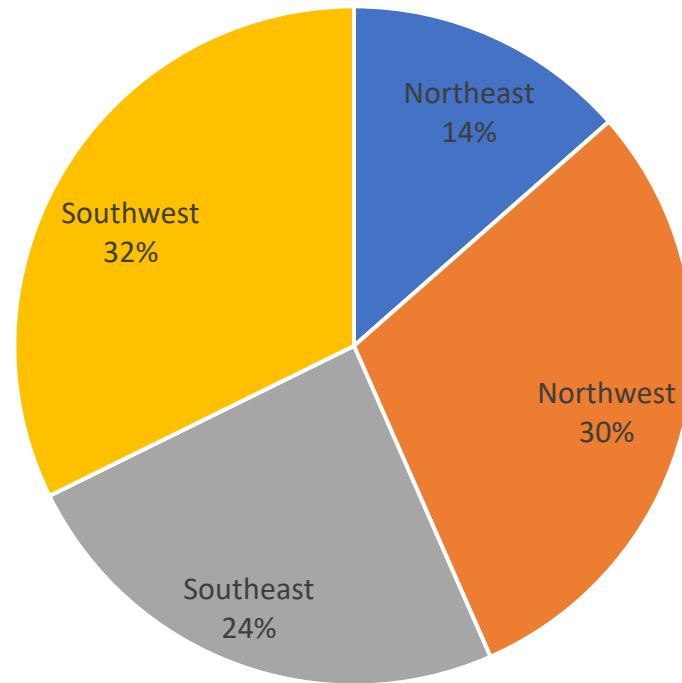
# OPD Cases

## Community Policing Through Criminal Calls

7/1/2013 – 6/30/2014



Northeast	1226
Northwest	2712
Southeast	2204
Southwest	2928
<b>Total</b>	<b>9070</b>
Total Ordinance and Patrol	9,850

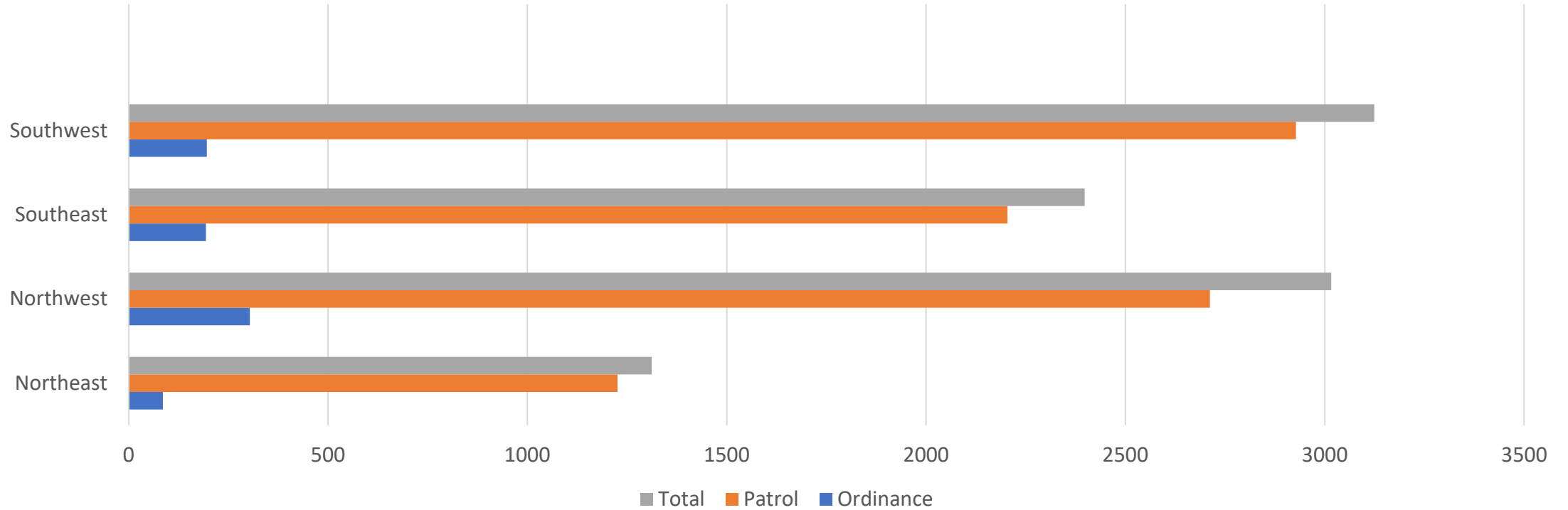


■ Northeast ■ Northwest ■ Southeast ■ Southwest



# 7/1/2013 – 6/30/2014 Cases

## Ontario Police Department Ordinance and Patrol





# Case Types

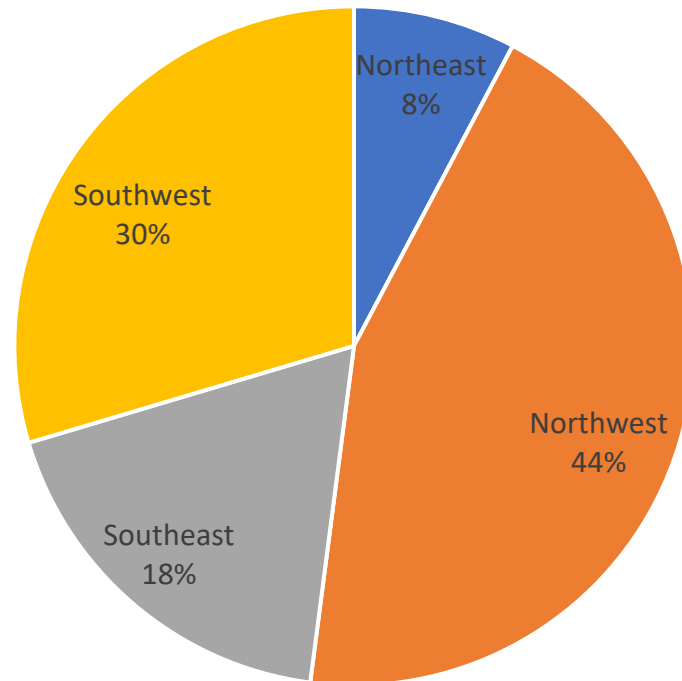
2013 – 2014

- Animal Complaints (Abuse, Neglect, Cruelty, At-Large, etc.) - 325
- Public Nuisance - 242
- Abandoned Vehicles / Parking - 70



# OPD Ordinance Cases 7/1/2014 – 6/30/2015

Northeast	79
Northwest	452
Southeast	187
Southwest	302
<b>Total</b>	<b>1020</b>



■ Northeast ■ Northwest ■ Southeast ■ Southwest



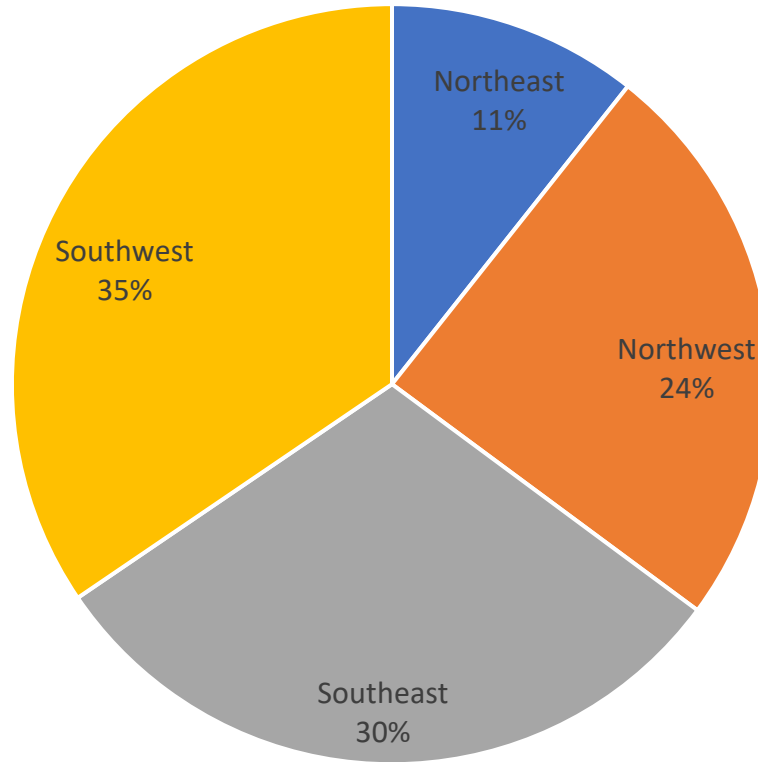


# OPD Cases

## Community Policing Through Criminal Calls

7/1/2014 – 6/30/2015

Northeast	887
Northwest	2037
Southeast	2526
Southwest	2871
<b>Total</b>	<b>8321</b>
Total Ordinance and Patrol	9,859

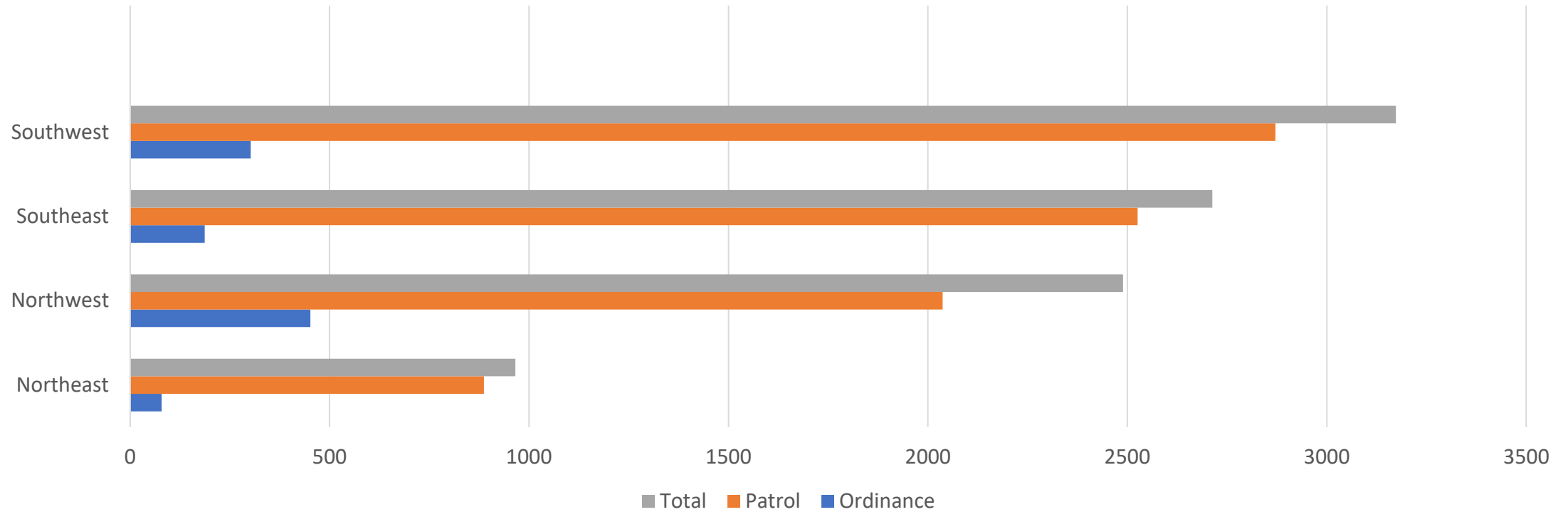


■ Northeast ■ Northwest ■ Southeast ■ Southwest



# 7/1/2014 – 6/30/2015 Cases

Ontario Police Department  
Ordinance and Patrol





# Case Types

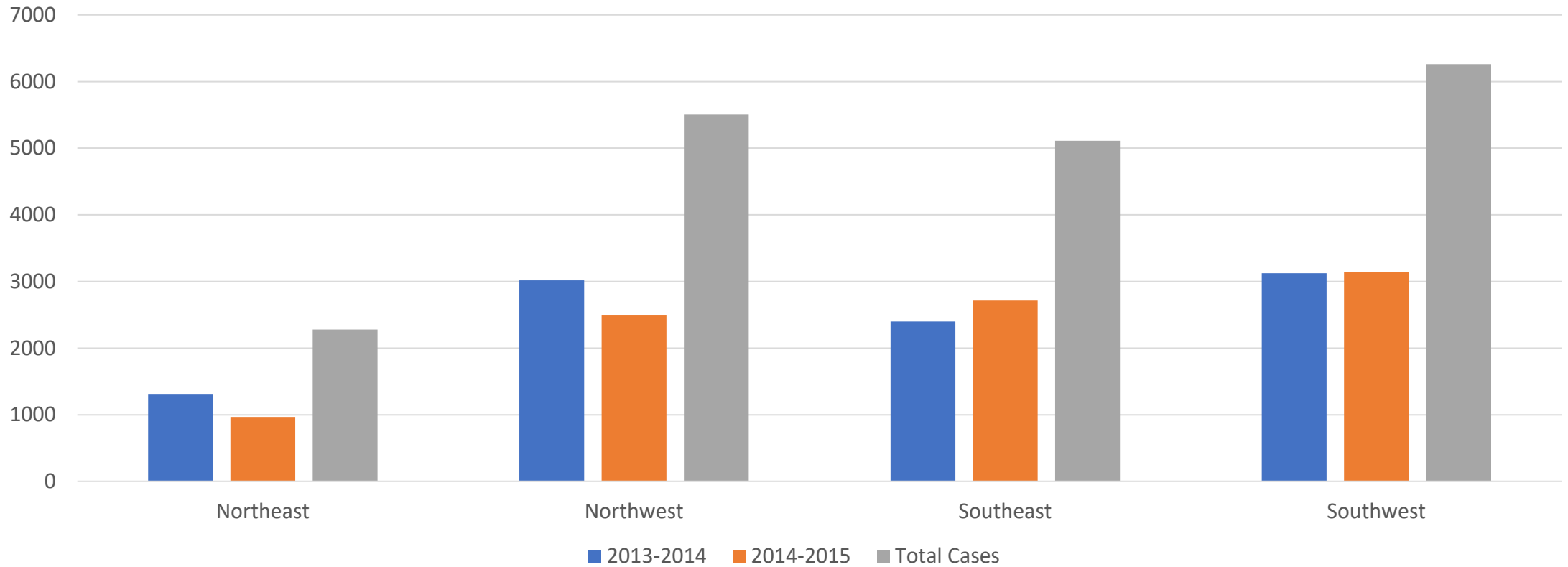
2014-2015

- Animal Complaints - 225
- Public Nuisance Complaints - 122
- Abandoned Vehicles/Junk and Used Vehicle Accumulation - 69



# 2013-2015 Combined Cases

Two Year Total by Quadrant





# Community In Action

## 2015 Unsheltered Data

### Households with at least one Adult and One Child

- Households – 37
- Total Number of Persons – 120

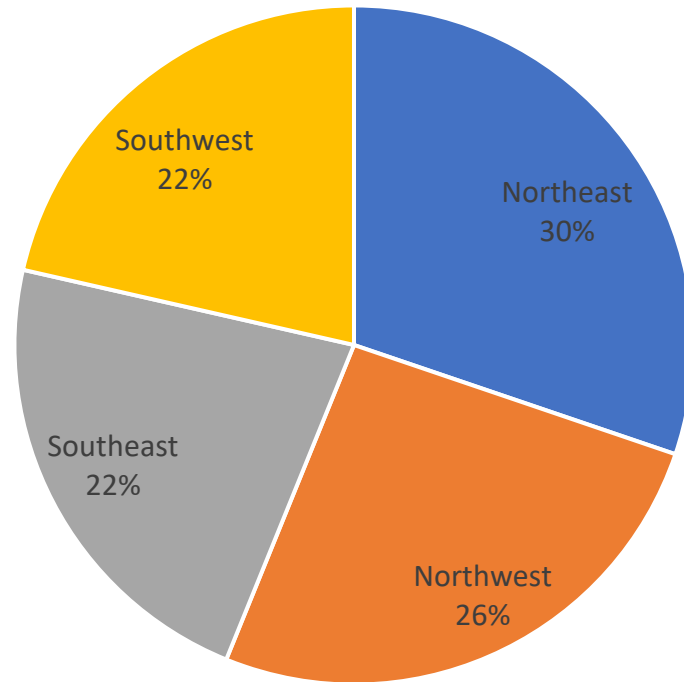
### Households without Children

- Households - 153
- Total Number of Persons - 155



# OPD Ordinance Cases 7/1/2020 – 6/30/2021

Northeast	310
Northwest	266
Southeast	230
Southwest	220
<b>Total</b>	<b>1026</b>



■ Northeast ■ Northwest ■ Southeast ■ Southwest

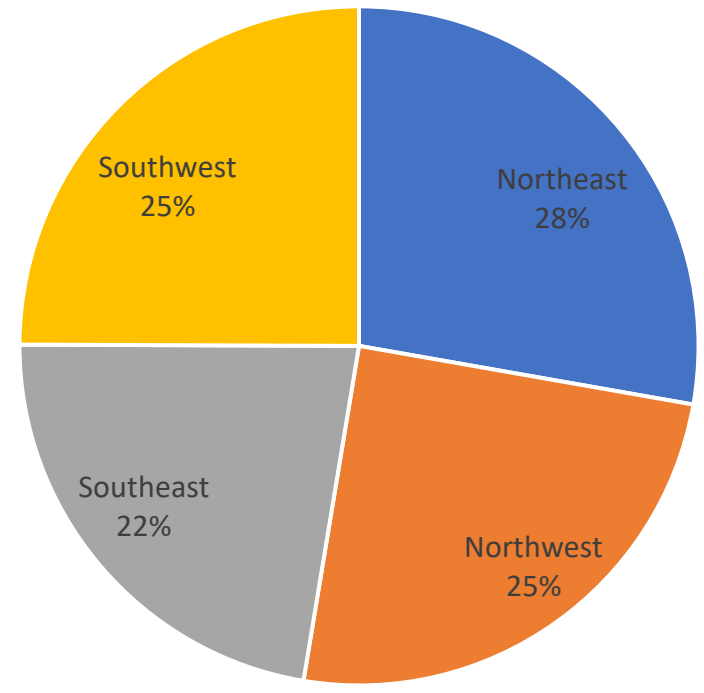
# OPD Cases

## Community Policing Through Criminal Calls

### 7/1/2020 – 6/30/2021



Northeast	2515
Northwest	2251
Southeast	2033
Southwest	2259
<b>Total</b>	<b>9058</b>
Total Ordinance and Patrol	10,084

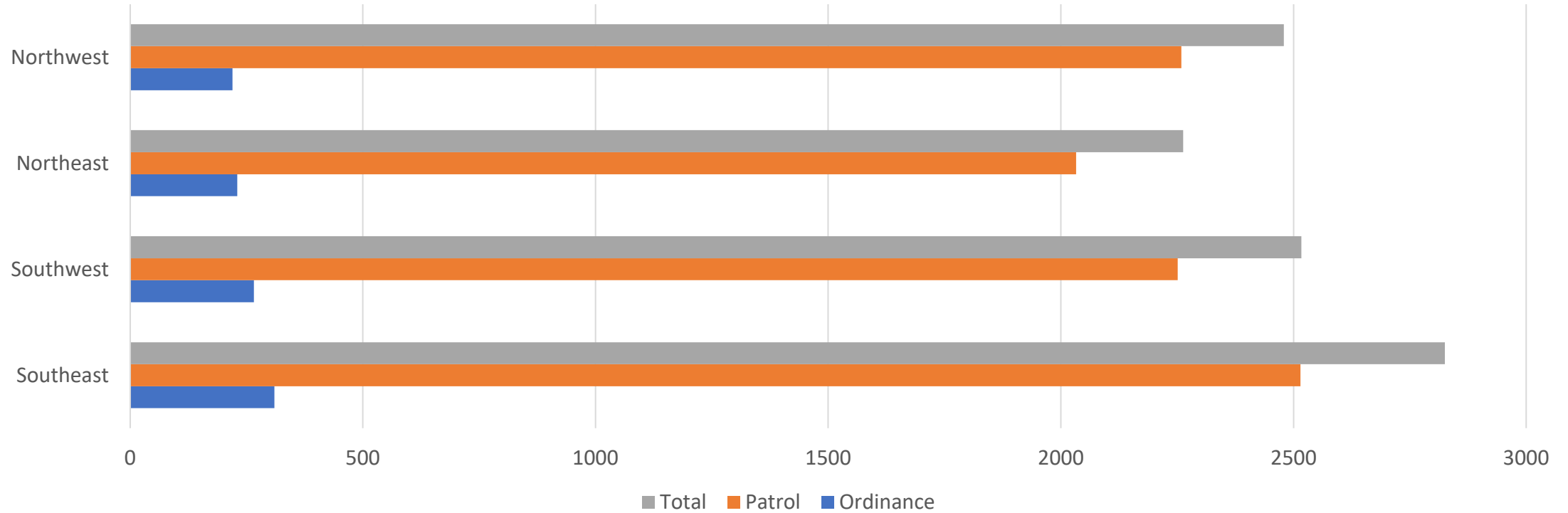


■ Northeast ■ Northwest ■ Southeast ■ Southwest



# 7/1/2020 – 6/30/2021 Cases

Ontario Police Department  
Ordinance and Patrol







# Community In Action

2020 Unsheltered Data

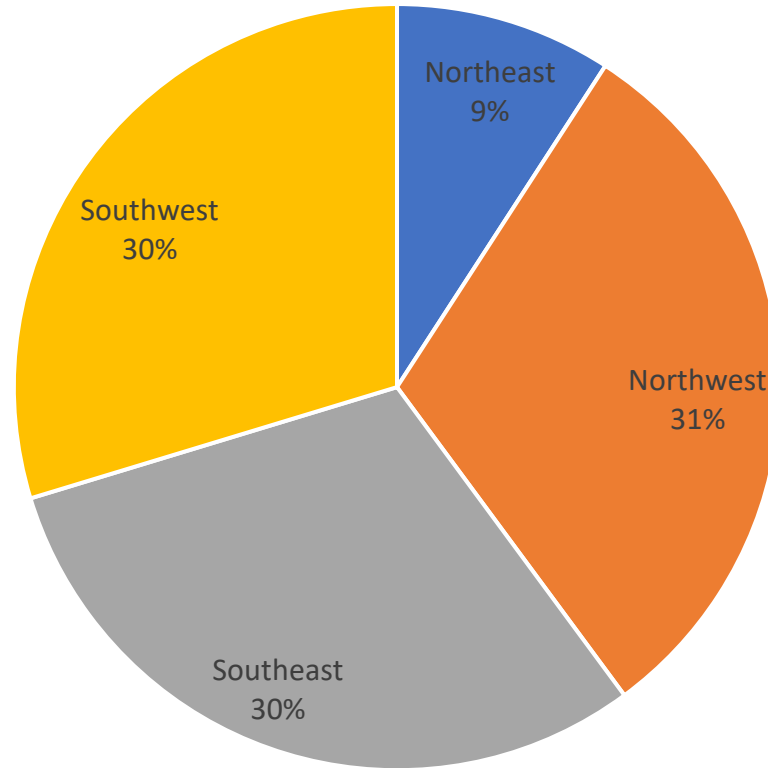
Unsheltered Households 209

Unsheltered Persons 377



# OPD Ordinance Cases 7/1/2021 – 6/30/2022

Northeast	62
Northwest	208
Southeast	206
Southwest	201
<b>Total</b>	<b>677</b>



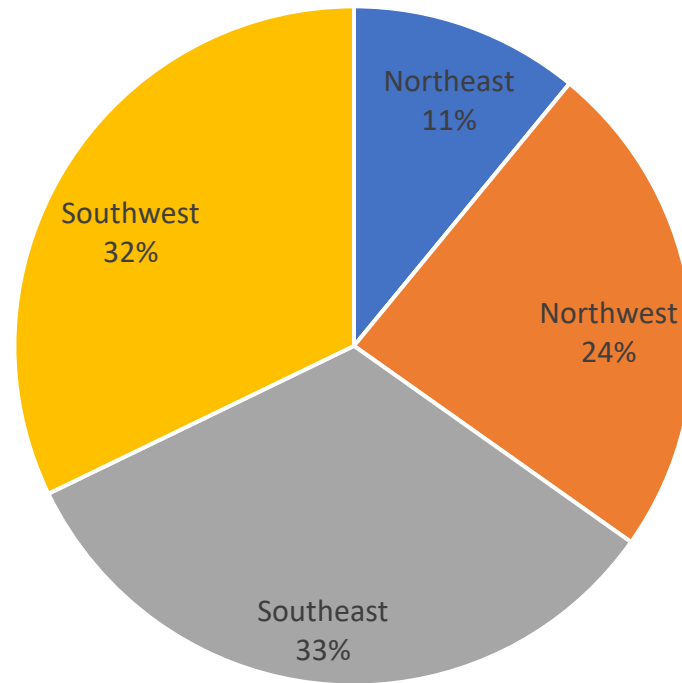
■ Northeast ■ Northwest ■ Southeast ■ Southwest

# OPD Cases

## Community Policing Through Criminal Calls

### 7/1/2021 – 6/30/2022

Northeast	951
Northwest	2073
Southeast	2869
Southwest	2795
<b>Total</b>	<b>8688</b>
Total Ordinance and Patrol	9,365



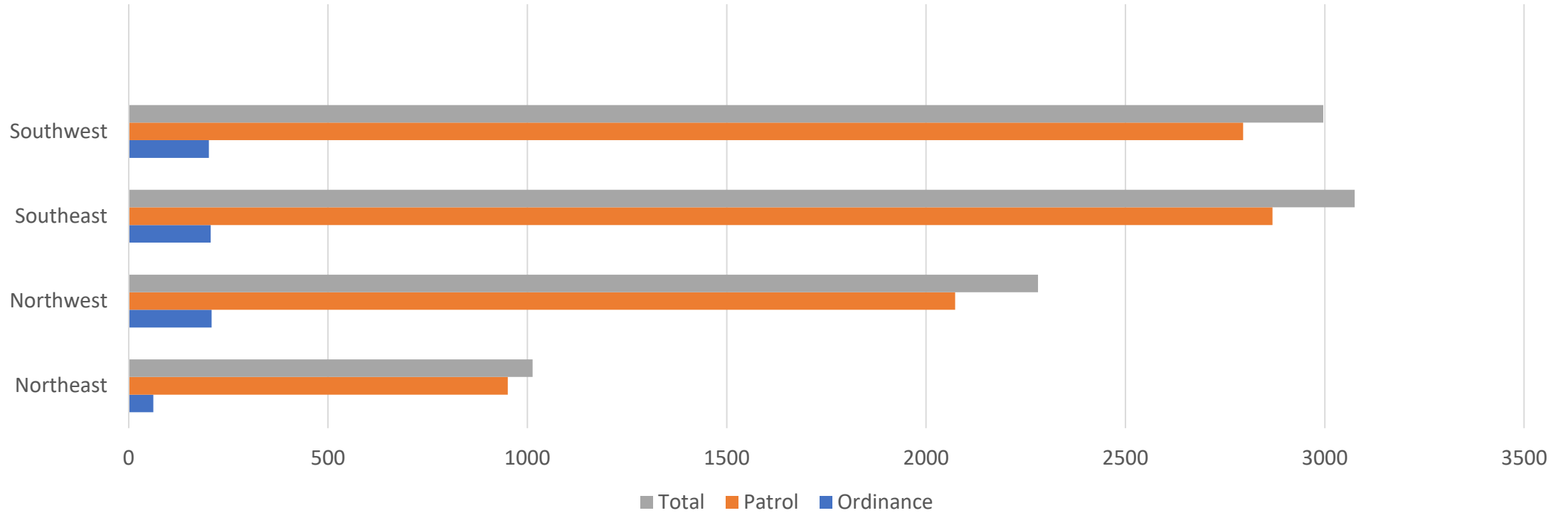
■ Northeast ■ Northwest ■ Southeast ■ Southwest ■





# 7/1/2021 – 6/30/2022 Cases

Ontario Police Department  
Ordinance and Patrol





# Case Types

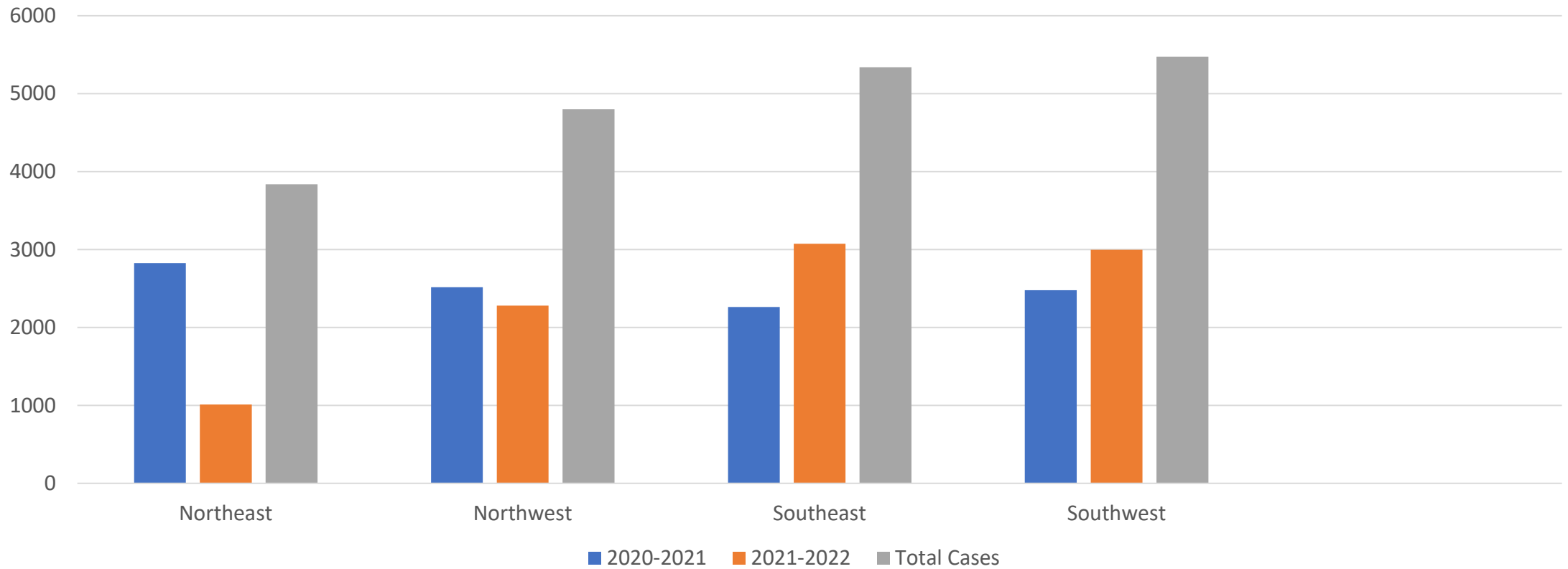
2020-2022

- Animal Complaints (579)
- Prohibited Extended Parking/Abandoned Vehicles (263)
- Trailer/Tent Located Outside of Camp (159)
- Public Nuisance
- Trespass
- Graffiti
- City Ordinance Violation
- Found Property



# 2020-2022 Combined Cases

Two Year Total by Quadrant





# Case Relationship

- OPD does not have reliable data from 2013-2015 regarding unhoused involved in code or criminal complaints
- Related to the unhoused, OPD has seen a significant increase of Prohibited Extended Parking/Abandoned Vehicles and Trailer/Tent Located Outside of Camp from 2020-2022
- The majority of unhoused/unsheltered suffer from substance abuse and/or mental illness
- A recent LA Times article highlighted a national study by the California Policy Lab at UCLA, which found that mental health and substance abuse “concerns” affected the unsheltered population (78 and 75 percent) respectively



# What Does This Mean?

- OPDs calls for service are involving more unsheltered individuals
- Substance abuse and mental illness pose officer safety concerns and more involved investigations
- Ballot Measure 110 has not helped the unsheltered
- OPD police and code enforcement officers have been sharing the work when it comes to unsheltered contacts
- Some of the work previously performed by Code Enforcement should have been assigned to Patrol
- Unsheltered data has not been shared with OPD





# Recommendations

- City Council approve an additional police officer this budget cycle
- OPD initiate stakeholder engagement and work with organizations providing Unhoused/Unsheltered resources
- City Council approve a transportation budget to assist the unhoused
- Expedite municipal code “best practices” draft language surrounding the unsheltered
- Request the legislature return some BM 110 money to local governments



Thank You